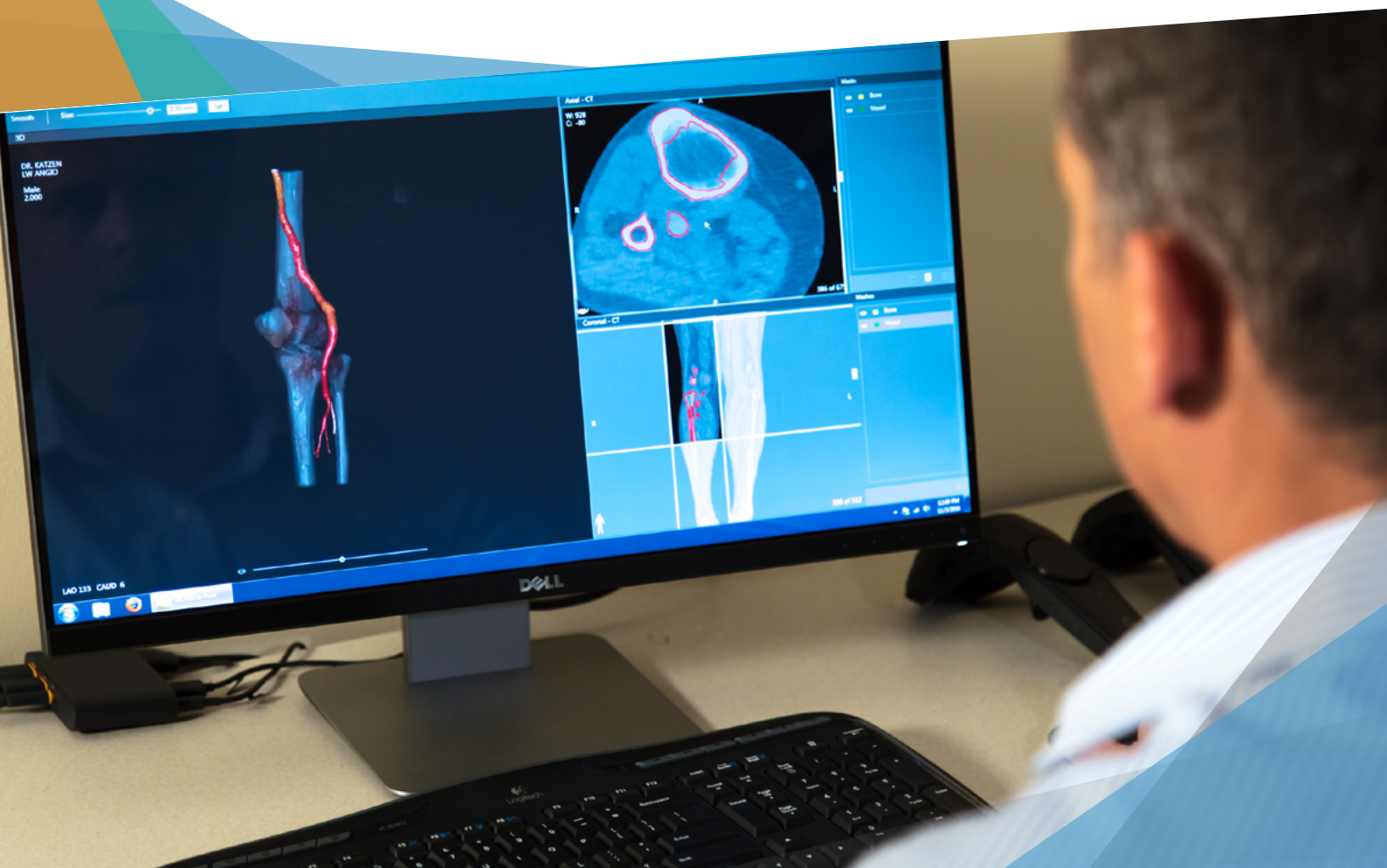




D2P™ DICOM to PRINT

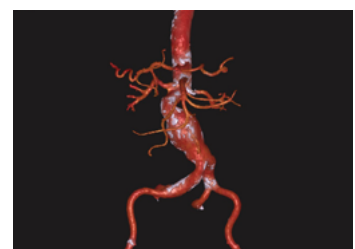
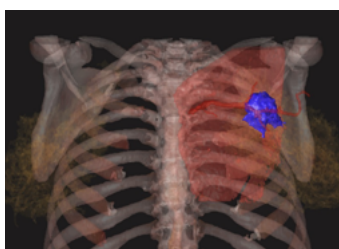
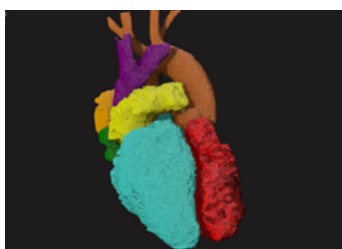
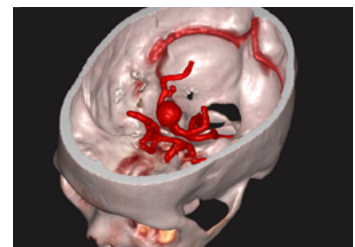
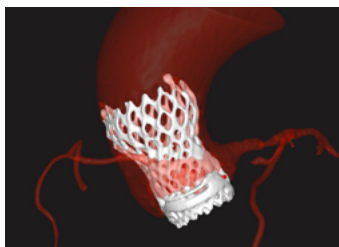




D2P- DICOM to PRINT

A stand-alone modular software package that is designed to address and consolidate all 3D model preparation steps. This unique automatic segmentation tool minimizes the effort and time associated with the creation of a patient-specific model.

The software is intended to be used by medical staff for pre-operative surgical planning and allows for the export of 3D digital models in various file formats that can be used by numerous applications.

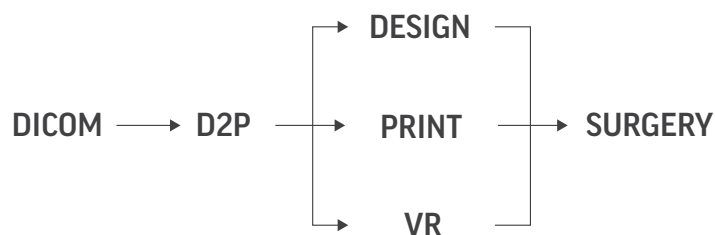


Request a demo or more information at healthcare@3dsystems.com

Comprehensive solution for quick 3D digital model creation making 3D printing more accessible than ever.

Software Benefits

D2P minimizes the need for technical expertise and seamlessly connects to advanced 3D visualization technologies.



- **One creation suite** to support all model preparation steps
- Ideal for **pre-operative surgical planning** and patient consent
- Create 3D **model in minutes** using automatic segmentation tools
- Supports **various imaging modalities** (CT, MR, CBCT)
- Results are overlaid on patient scan to **ensure precision**
- Intuitive **editing tools** including auto model coloration
- **Instant transfer** of 3D files to various applications such as 3D printers and VR
- Enhanced **3D visualization** and **complete freedom** of model control in VR
- Supports **various 3D file formats** and 3D printers
- **Easy** control of data management





“With the new D2P software, I was actually able to sit down with the CT scan as I would if I was just evaluating the patient’s CT scan and very simply create the data set that could be then sent off to a 3rd party to be able to 3D print. There is no need to go out to a PhD, sitting at a university to make the model and manipulate the data or especially train technologists in a 3D lab. What it’s doing, is putting the ability to actually generate those 3D models exactly the way we want them to be in the hands of practicing physicians, so they show us the information we need.”

Dr. Barry Katzen
Founder and Medical Director
Miami Cardiac and Vascular Institute



“I believe that patient specific printed models will be a game changer in the future of procedure planning and training, surgeons with less experience gain confidence by being able to hold a model and practice prior to the actual procedure. From the patient’s point of view, looking at the model makes it easier to comprehend the procedure and possible outcomes in comparison with listening to a more complex medical explanation.”

Dr. Gabriel Bartal
Director of Medical Imaging and Interventional
Radiology Department
Meir Medical Center

Healthcare Solutions

3D Systems is a pioneer for healthcare solutions that improve outcomes which benefit both patients and surgeons. Our global team works with customers to help navigate technologies and provide support for surgical planning, training, device design, personalized medical technologies and 3D printing. We are dedicated to helping medical professionals train for, plan and practice complex medical procedures.

About OR3D

OR3D is a premier partner with 3DSystems, providing CAD, reverse engineering and inspection software tools through the range of Geomagic products. As the UK’s main accredited training partner to 3D Systems, we supply and provide training for Geomagic Design X, Geomagic Control X, Geomagic Freeform and Geomagic Wrap.



+44 (0) 1691 777 774



www.or3d.co.uk



info@or3d.co.uk



[@OR3D.co.uk](https://www.facebook.com/OR3D.co.uk)



[@OR3D](https://twitter.com/OR3D)



[OR3D](https://www.linkedin.com/company/OR3D)

Chirk Head Office
Bristol Office

OR3D, 2 The Sawmill, Brynkinalt Business Centre, Chirk, Wrexham, LL14 5NS, UK
OR3D, Future Space, UWE North Gate, Filton Road, Bristol, BS34 8RB, UK