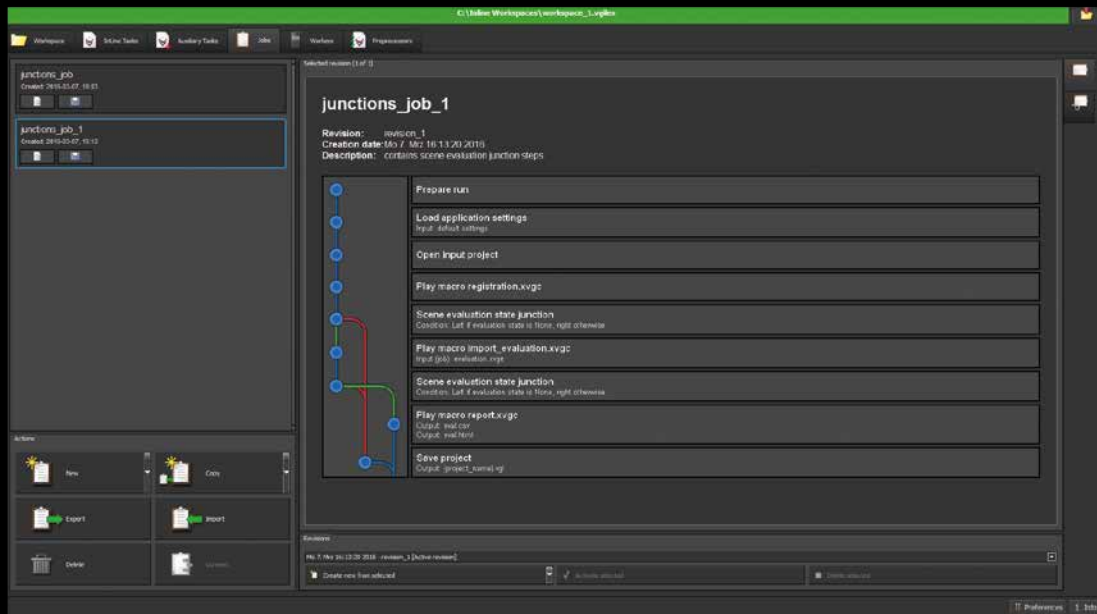




VGinLINE

The Software for Automated CT Inspection



View the content of your inspection tasks at a glance

Scan – Analyze – Evaluate – Repeat...

VGinLINE inspects your parts automatically and non-destructively with industrial computed tomography (CT). It's simple to set up and works with almost every CT system on the market – right out of the box.

Automation for Every Requirement

VGinLINE automatically or semi-automatically inspects your parts with a recurring analysis pattern:

- > Fully automated, in-line: 100 % inspection in industrial production
- > Fully or semi-automated, at-line: small batch series inspection in industrial production or quality labs
- > Semi-automated: sample tests in quality labs or at service providers

Broad Feature Set

VGinLINE Complete offers all relevant features of VGSTUDIO MAX, i.e., coordinate measurement, wall thickness analysis, nominal/actual comparison, defect detection (pores, voids, inclusions), fiber orientation analysis, and foam structure analysis.*

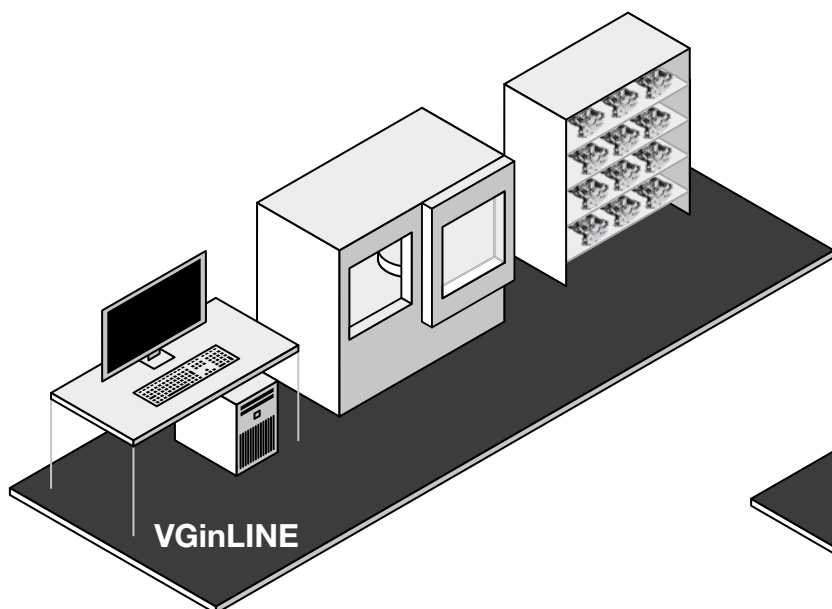
Maximum Flexibility

You can easily reconfigure VGinLINE yourself, whether you need to adjust for small changes to the product design or want to inspect a totally different product. Individually developed inspection systems are often geared to just one task, typically making changes difficult and very expensive to implement.

Extensive Compatibility

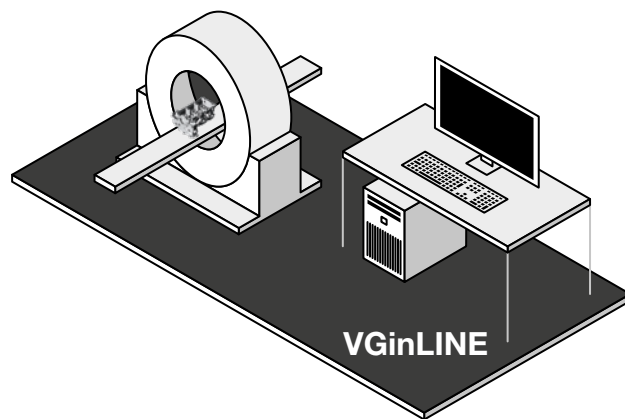
VGinLINE can work with almost any format – reconstructed CT volumes, even in proprietary formats (upon request), as well as projection images taken by your CT scanner, which VGinLINE can automatically reconstruct. No CT scanner? VGinLINE also supports point clouds and meshes in addition to voxel data.

* VGinLINE Cast & Mold Enhanced is especially tailored to the foundry sector and includes the add-on modules Coordinate Measurement, Nominal/Actual Comparison, Wall Thickness Analysis, and Enhanced Porosity/Inclusion Analysis (includes P 201/VW50097 and P 202/VW50093).



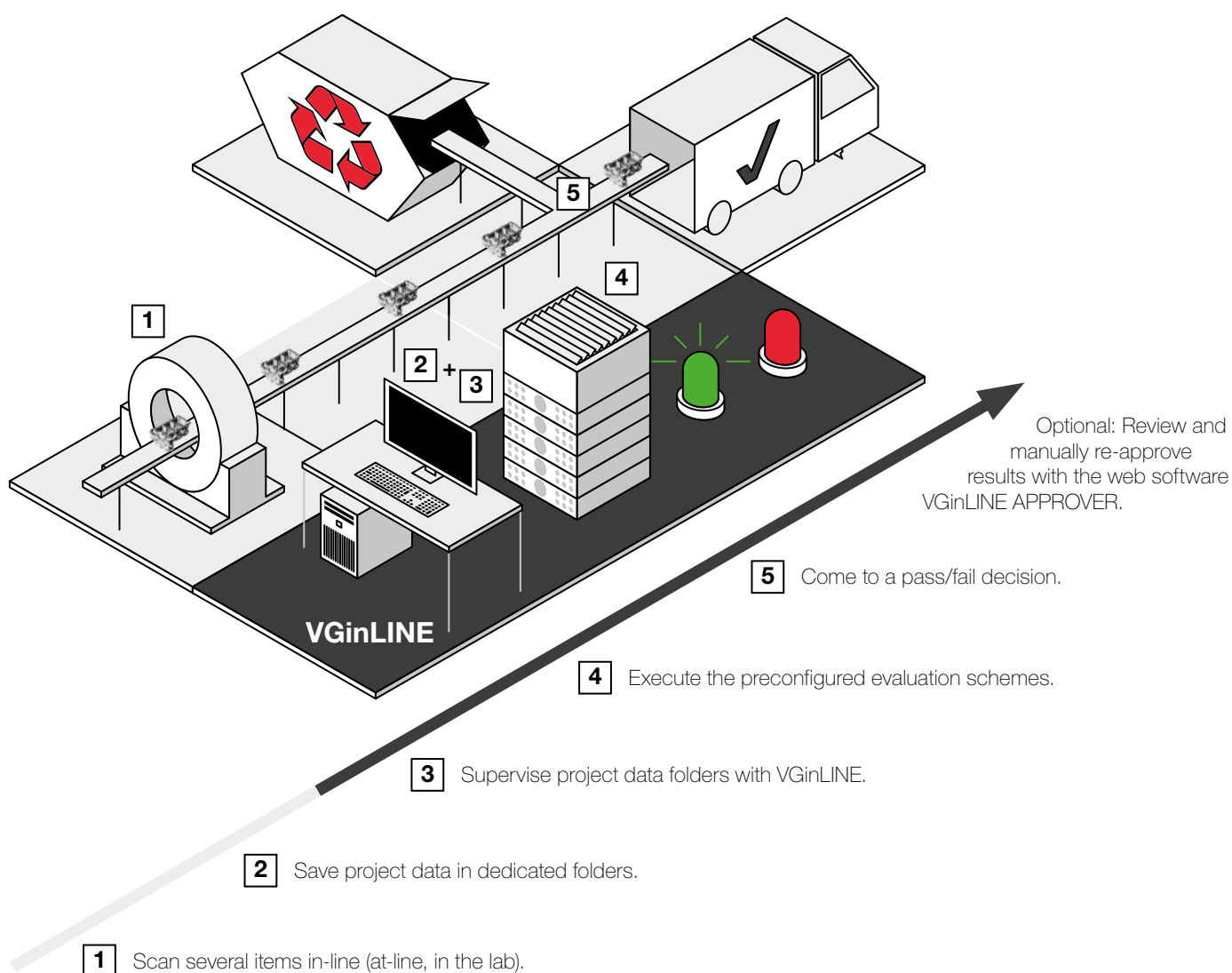
VGINLINE

In quality labs/for service providers



VGINLINE

In industrial production



Complex Inspections Made Easy

**VGinLINE is based on a simple idea:
It monitors directories for incoming CT data sets.**

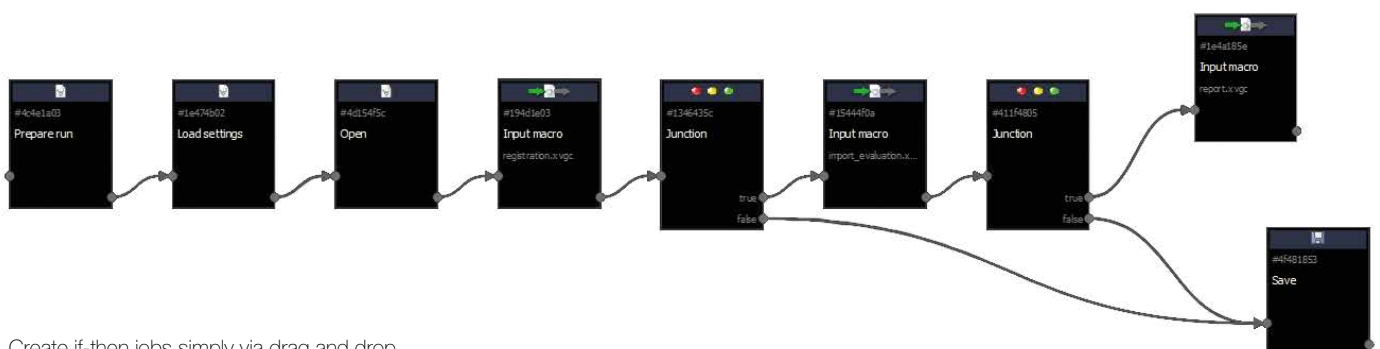
Let's say your CT scanner saves the scan data of part 1 in one directory and the data sets of part 2 in another directory. If configured accordingly, VGinLINE knows to run a defect analysis on part 1, but to apply a measurement template and run a nominal/actual comparison on part 2.

If-then statements in jobs allow for even more complex inspections. For example, you can determine if you're currently dealing with part A or B and, as a consequence, run different analyses. Or maybe further analyses are unnecessary if the first analysis finds an insufficient wall thickness, for example.

How It Works

- > With jobs, you define what VGinLINE does with CT data sets.
- > Use VGSTUDIO MAX to create macros and templates while drawing from the full scope of available analyses.*
- > Build a new job from scratch by combining macros and templates, or duplicate and modify an existing job.
- > In VGinLINE, you can include if-then statements in your jobs if necessary – simply via drag and drop.
- > To save time, you can tell the software to execute recurring steps within the inspection process only once.

- > More important jobs will be calculated first based on the priority you assign.
- > Our software assists you with setting up jobs and finding inconsistencies.
- > If an inspection could not be finished (e.g., because of a computer or network problem), VGinLINE ensures it will be processed again.
- > The dashboard keeps you informed about the status of your inspections and the results for every part in real-time.



Create if-then jobs simply via drag and drop

* Depends on license (VGinLINE Complete or VGinLINE Cast & Mold Enhanced).

Smart

Use a reference volume calculated from actual manufactured parts that have been classified as 'good' for your automated inspection tasks.*

This teaches the software how a 'good' part should look and what deviations are 'normal'. Based on the reference volume, VGiNLINE performs, e.g., a nominal/actual comparison. This is not only much faster than conventional analyses, it also detects a wider variety of defects.

Open

VGiNLINE integrates efficiently into your production process.

It reconstructs incoming CT data sets efficiently on the fly. They don't need to be saved on a hard drive nor reloaded. Outgoing data such as statistics or analyses are passed along to other software via built-in interfaces. An SDK opens up VGiNLINE to external systems such as a shop floor control system.

Reliable

With Volume Graphics software, you always have total control of your system and your data.

No file will be deleted unless you explicitly tell VGiNLINE to do so. To improve accountability and security, our software supports the Windows event log to log every file action. Your system administrator can set read and write permissions for the directories used by VGiNLINE for incoming and outgoing data.

VGiNLINE exports data for archiving purposes. The software ensures that this data is complete: For example, VGiNLINE stores a CAD file that it used for inspection together with the result when exporting.

Revisions enable you to modify jobs while still maintaining an overview: New content is processed with the currently selected revision. The applied revision is mentioned in the result. Within a job, you can always jump back and forth between revisions.

Capabilities Increase. Costs Don't.

VGiNLINE has got you covered – even when your needs change or grow.

Simply prepare new analyses in VGSTUDIO MAX or reuse parts of existing jobs. Custom-built in-line inspection solutions can't match this degree of flexibility.

Scalable and Fail-Safe

You can easily distribute inspection tasks to several workstations in order to achieve the necessary data throughput or ensure the required redundancy in your process.

This makes VGiNLINE not only flexible and scalable, but also fail-safe. If more workstations are necessary, just add them. Additional workstation licenses are offered at a steep discount.

Ask Volume Graphics

We're here to assist you, from the decision-making process right through to implementation.

And once implemented, we help you to further optimize your inspection process. Just contact our experts for advice!



* The calculation of reference volumes is a service that has to be performed by Volume Graphics at an additional cost.



**VOLUME
GRAPHICS**

Enabling better products

Headquarters

**Volume Graphics GmbH
Speyerer Straße 4–6
69115 Heidelberg, Germany**

Phone: +49 6221 73920-60

Fax: +49 6221 73920-88

sales@volumegraphics.com

www.volumegraphics.de

Volume Graphics Co., Ltd.

**1-3-19, Osugi, Kita-ku
Nagoya 462-0837, Japan**

Phone: +81 52-508-9682

Fax: +81 52-508-9689

sales@volumegraphics.jp

www.volumegraphics.jp

Volume Graphics, Inc.

**415 Minuet Lane, Suite C
Charlotte, NC 28217, USA**

Phone: +1 704 248 7736

Fax: +1 704 248 0558

sales-us@volumegraphics.com

www.volumegraphics.com

Volume Graphics (Beijing) Technology Co., Ltd.

**Unit D-01-0-1205 B, 12th floor, Building 5
No. 19 Dongfangdonglu
Chaoyang District, Beijing 100600, China**

Phone: +86 10 8532 6305

sales@volumegraphics.cn

www.volumegraphics.cn



© 2017 Volume Graphics GmbH, VGL is a registered trademark of Volume Graphics GmbH, Germany. All company, product or service names mentioned in this brochure are used for identification purposes only and may be trademarks of their respective owners.